



**APPLICATION FOR CONSENT FOR COLLEGE TRANSFER (FOR UG STUDENTS ONLY)
USER MANUAL
FOR
MADHYA PRADESH MEDICAL SCIENCE UNIVERSITY, JABALPUR**

(This user manual is created only for the Demonstration purpose)

- ❖ **Step 1:- Kindly use this link mpmsu.mponline.gov.in to apply for college transfer of Madhya Pradesh Medical Science University, Jabalpur.**
- ❖ **Step 2:- Please click on "SERVICES" option, as shown in red circle in below image.**

Log in

MADHYA PRADESH
Medical Science University,
Jabalpur

HOME ABOUT US COURSES CONTACT US **SERVICES**

Madhya Pradesh Medical Science University, Jabalpur

Madhya Pradesh Ayurvigyan Vishwavidyalaya (Medical Science University) is the University and governing body for all the Medicine, Dental, Nursing, Paramedical, Ayurveda, Homeopathic, Unani, and Yoga colleges in the state of Madhya Pradesh.

The University has approximately 271 colleges with a yearly intake of approximately 23800 students across the state.

Madhya Pradesh University exercises superintendence and control over the

Read Important Instruction

- Portal active for Paramedical and Nursing Courses as per University Revised Notification MPMSU/2023/257 for the session 2020-2021 up to 15 Jan 2023.
- Portal active for the CCCH Admission Enrollment MAR-2022 as per university notification No 2022/1533 from 04 Apr 2022 to 09 Apr 2022
- Student can apply/register the complaint into online mode and track the status of the complaint real time
- Student Can apply for various fee collection submission of remain fee department wise with their applicable fee head/type.
- कृपया ध्यान रखें कि सीट वृद्धि एवं नवीन पाठ्यक्रम की संबद्धता आवेदन के दिनांक के बाद केवल उन्हीं पाठ्यक्रमों के लिए ही लागू रहेगी।

YAMUNA

❖ Step 3:- Click on **"Apply"** button given in front of **Consent For College Transfer**, as shown in red circle in below image.

Services Name	Start Date	End Date	Download	Action
Consent For College Transfer				
Consent For College Transfer (For UG Students Only) - Citizen Services	As Per Notification	As Per Notification	-	Apply
Various Fee Collection				
Apply for Various Fee Submission/Collection	As Per Notification	As Per Notification	-	Apply
Pay-Un Paid/View Receipt of Various Fee Submission/Collection	As Per Notification	As Per Notification	-	Apply
Institute Affiliation				
Apply for Institute Affiliation	As Per Notification	As Per Notification	-	Apply
Institute Affiliation-User Manual	As Per Notification	As Per Notification		
Flow Chart for Institute Affiliation	As Per Notification	As Per Notification		
FAQ (frequently asked questions)	As Per Notification	As Per Notification	-	Apply
MPMSU Affiliation -NEFT/RTGS Payment User Manual	As Per Notification	As Per Notification		
Affiliation Fee Calculator	As Per Notification	As Per Notification	-	Apply
Grievance Management System/(Helpdesk)				
Grievance Management System/Helpdesk	As Per Notification	As Per Notification	-	Apply

❖ Step 4:- Click on **"Apply"** button, as shown in red circle in below image.

Consent College Transfer - Home

Welcome to Consent for College Transfer for UG Student Only (MPMSU)

Apply

Pay Unpaid /View Application/Re-Print Receipt

Upload Incomplete Documents

Track Application Status

Download Certificate

❖ **Step 5:- Enter your "MPMSU Enrolment Number" and "Captcha" and then click on "Proceed" button, as shown in red circle in below image.**

The screenshot shows the top navigation bar of the Madhya Pradesh Medical Science University, Jabalpur website. The main heading is 'Application For Consent College Transfer for UG Student Only 2023'. Below the heading, there are two input fields: 'Enter Enrollment Number*' with the value '0000000000000000' and 'Captcha*' with the value '4 + 8'. A 'Proceed' button is circled in red. A red asterisk indicates that information is required to be filled.

❖ **Step 6:- You basic details will be fetched automatically from enrolment student data. Fill your received college name, Roll No, Date of Admission in First Year and First Year Exam Held Date details. Then click on "Get OTP" button, as shown in red circle in below image.**

The screenshot shows the 'Application For Consent College Transfer for UG Student Only 2023' form. The form is divided into three sections: 'Student's Details', 'College-Course Details', and 'Contact Details'. The 'Student's Details' section includes fields for First Name, Last Name, Father's Name, Mother's Name, Gender, and Category. The 'College-Course Details' section includes fields for Relieving College Name, Course, Branch, Receiving College Name, Year, and Mode. The 'Contact Details' section includes fields for Mobile No., Email, House No./Village, Colony/Post, City/Tehsil, State, District, and Pincode. A 'Get OTP' button is circled in red. A red asterisk indicates that information is required to be filled.

❖ **Step 7:- Enter **OTP** received on your Mobile Number and then click on **"Verify OTP"** button, as shown in red circle in below image.**

* Indicates that information is required to be filled





Student's Details			
First Name*	TEST	Last Name	TEST
Father's Name*	TEST FATHER	Mother's Name*	TEST MOTHER
Gender*	Male	Category*	OBC
College-Course Details			
Relieving College Name*	GOVERNMENT MEDICAL COLLEGE SHADOL		
Course*	Bachelor of Medicine and Bachelor of Surgery	Branch*	Medical
Receiving College Name*	GANDHI MEDICAL COLLEGE BHOPAL		
Year*	1 Year	Mode*	Regular
Enrollment No.*	MG012M000019001	Roll No.*	123456798
Date Of Admission in First year(DD/MM/YYYY)*	01/07/2021	First Year Exam Held Date(DD/MM/YYYY)*	06/07/2022
Contact Details			
Mobile No.*	853	Email*	@mponline.gov.in
Permanent Address			
House No./Village*	TEST	Colony/Post*	TEST
City/Tehsil*	TEST	State*	Madhya Pradesh
District*	REWA	Pincode*	486220
Get OTP			
Enter OTP:	nTf50N	Verify OTP	

❖ **Step 8:- After verification of mobile number, upload the mentioned document in prescribed size/format and click on **"Declaration Check Box"** then click on **"Submit"** button, as shown in red circle in below image.**

Enrollment No.*		Roll No.*	
Date Of Admission in First year(DD/MM/YYYY)*	01/07/2021	First Year Exam Held Date(DD/MM/YYYY)*	06/07/2022
Contact Details			
Mobile No.*	3853	Email*	@mponline.gov.in
Permanent Address			
House No./Village*	TEST	Colony/Post*	TEST
City/Tehsil*	TEST	State*	Madhya Pradesh
District*	REWA	Pincode*	486220
Enclosure *			
S.No.	Document name to be upload	Upload Document	
1	First year Marksheet copy / result copy*	Choose File Test PDF.pdf	
2	NOC of Relieving College*	Choose File Test PDF.pdf	
3	NOC of Receiving College*	Choose File Test PDF.pdf	
4	Counseling Authority Admission Slip*	Choose File Test PDF.pdf	
Note : Upload File [in .pdf format and file size between 100 KB upto 250 KB]			
Declaration			
* <input type="checkbox"/> I hereby declare that the details furnished above are true and correct to the best of my knowledge and belief and I undertake to inform you of any changes therein, immediately. In case any of the above information is found to be false or untrue or misleading or misrepresenting, I am aware that I may be held liable for it.			
Submit			

- ❖ **Step 9:- You Form is filled successfully now pay the university application fee. To pay the fee click on "Proceed To Payment" option, as shown in red circle in below image.**

Consent College Transfer Application Receipt 2023

Transaction Details			
Application Number	MTR2300015	Payment Status	NOT DONE
Transaction ID	NOT GENERATED	Payment Mode	NA
Channel ID	NA	Transaction Date	NA
Application Fee (Rs.)	₹25000	Portal Fee (Rs.)	₹100
Application Status	Payment has not been done	Total Amount(Rs.)	₹25100
Student's Details			
First Name	TEST	Last Name	TEST
Father's Name	TEST FATHER	Mother's Name	TEST MOTHER
Gender	MALE	Category	OBC
College-Course Details			
Relieving College Name	GOVERNMENT MEDICAL COLLEGE SHADOL		
Course	BACHELOR OF MEDICINE AND BACHELOR OF SURGERY	Branch	MEDICAL
Receiving College Name	GANDHI MEDICAL COLLEGE BHOPAL		
Year	1YEAR	Regular	REGULAR
Enrollment No.	MG012M000019001	Roll No.	123456798
Admission Date(DD/MM/YYYY)	01/07/2021	First Year Exam Held Date(DD/MM/YYYY)	06/07/2022
Contact Details			
Mobile No.	*****3853	Email-Id	*****@mponline.gov.in
Permanent Address			
House No/Village	TEST	Colony/Post	TEST
City/Tehsil	TEST	State	MADHYA PRADESH
District	REWA	Pincode	486220
Enclosure			
S.No.	Document name to be upload	View	
1	First year Marksheet copy / result copy		
2	NOC of Relieving College		
3	NOC of Receiving College		
4	Counseling Authority Admission Slip		
Declaration			
I hereby declare that the details furnished above are true and correct to the best of my knowledge and belief and I undertake to inform you of any changes therein, immediately. In case any of the above information is found to be false or untrue or misleading or misrepresenting, I am aware that I may be held liable for it.			
NOTE			
The facility of online form filling and payment of fees is provided directly to the students. Therefore, the students themselves fill the form and pay the fee. The student will be responsible for the payment made to another person or internet café. This online application will be valid when it has been paid online, in which the details of application number, QRcode, Transaction Id, Payment date, Channel Id, etc. are clearly stated, otherwise the application will be automatically canceled.			
<div style="display: inline-block; border: 2px solid red; border-radius: 15px; padding: 5px; margin: 5px;"> Proceed To Payment Print </div>			

❖ **Step 10:- kindly choose the online payment gateway and pay the application Fee.**

MPOnline Payment Option

<div style="display: flex; align-items: center; padding: 5px;"> Net Banking </div>	<h3 style="margin: 0;">Net Banking</h3> <hr/> <div style="margin-bottom: 10px;"> <p>Only for SBI A/C Holders No transaction-processing fees</p> </div> <div style="margin-bottom: 10px;"> <p>SBI ePay For State Bank of India- Rs. 3.0 per Transaction. For Other Banks- Rs. 7.0 per Transaction.</p> </div> <div style="margin-bottom: 10px;"> <p>Paytm Payment Gateway ₹ 3 + GST service charges as transaction-processing fees for every amount</p> </div> <div style="margin-bottom: 10px;"> <p>PayGov India(All Major Banks) NDML for Govt. of India </p> <p>Rs 5 + service charges as transaction-processing fees for amount upto Rs 500, Rs 10 + service charges as transaction-processing fees for any amount from Rs 501 and above</p> </div> <div> <p>NetBanking for All Banks (HDFC CCAvenue PG) Rs 10 + service charges as Processing fees for Net Banking of All Banks</p> </div> <p style="color: #e67e22; font-size: small;">अगर आपके खाते से राशि कट गई हो और रसीद प्राप्त नहीं हुई हो तो वह ट्रॉजिक्शन फेल माना जावेगा और वह राशि आपको वापस कर दी जावेगी। अतः उस आवेदन (नया फार्म न भरें) का दुबारा भुगतान करें।</p>
---	--

BHASKARACHARYA

- ❖ **Step 11:- After successful payment of application, the receipt will be generated. You may take a print out of the same for future reference.**

Consent College Transfer Application Receipt 2023

Transaction Details				
Application Number	MTR2300015	Payment Status	CANCELLED	 QR Scan to verify
Transaction ID	23070613147203803401	Payment Mode	KIOSK	
Channel ID	K0799990054	Transaction Date	06/07/2023	
Application Fee (Rs.)	₹25000	Portal Fee (Rs.)	₹75	
Application Status	Payment has been done	Total Amount(Rs.)	₹25075	
Student's Details				
First Name	TEST	Last Name	TEST	
Father's Name	TEST FATHER	Mother's Name	TEST MOTHER	
Gender	MALE	Category	OBC	
College-Course Details				
Relieving College Name	GOVERNMENT MEDICAL COLLEGE SHADOL			
Course	BACHELOR OF MEDICINE AND BACHELOR OF SURGERY	Branch	MEDICAL	
Receiving College Name	GANDHI MEDICAL COLLEGE BHOPAL			
Year	1YEAR	Regular	REGULAR	
Enrollment No.	MG012M000019001	Roll No.	123456798	
Admission Date(DD/MM/YYYY)	01/07/2021	First Year Exam Held Date(DD/MM/YYYY)	06/07/2022	
Contact Details				
Mobile No.	*****3853	Email-Id	*****@mponline.gov.in	
Permanent Address				
House No/Village	TEST	Colony/Post	TEST	
City/Tehsil	TEST	State	MADHYA PRADESH	
District	REWA	Pincode	486220	
Enclosure				
S.No.	Document name to be upload	View		
1	First year Marksheet copy / result copy			
2	NOC of Relieving College			
3	NOC of Receiving College			
4	Counseling Authority Admission Slip			
Declaration				
I hereby declare that the details furnished above are true and correct to the best of my knowledge and belief and I undertake to inform you of any changes therein, immediately. In case any of the above information is found to be false or untrue or misleading or misrepresenting, I am aware that I may be held liable for it.				
NOTE				
The facility of online form filling and payment of fees is provided directly to the students. Therefore, the students themselves fill the form and pay the fee. The student will be responsible for the payment made to another person or internet café. This online application will be valid when it has been paid online, in which the details of application number, QRcode, Transaction Id, Payment date, Channel Id, etc. are clearly stated, otherwise the application will be automatically canceled.				
				

PAY UNPAID APPLICATION / RE-PRINT RECEIPT

- ❖ **Step 1:-** If students missed to Print Application Receipt / Pay Application Fee so he/she can do the same with the option provided on below. Students have to click on **“Pay Unpaid/View Application/Re-print Receipt”** option, as shown in red circle in below image. Enrolment Number and Application number will be required.

- ❖ **Step 2:-** Enrolment Number and Application Number will be required to get the details, then click on **“Search”** button, as shown in red circle in below image.

UPLOAD INCOMPLETE DOCUMENTS

- ❖ **Step 1:-** If university marked your application under the incomplete document, so students have to upload the particular document through below option. Students have to click on **"Upload Incomplete Document"** option, as shown in red circle in below image.

The screenshot shows the website header for Madhya Pradesh Medical Science University, Jabalpur. The navigation menu includes HOME, ABOUT US, COURSES, CONTACT US, and SERVICES. Below the header, there is a breadcrumb trail: Consent College Transfer - Home. The main content area features a welcome message: "Welcome to Consent for College Transfer for UG Student Only (MPMSU)". Below this, there are five service tiles: "Apply", "Pay Unpaid /View Application/Re-Print Receipt", "Upload Incomplete Documents" (circled in red), "Track Application Status", and "Download Certificate". A "KAVERI" logo is visible in the bottom right corner.

- ❖ **Step 2:-** Enrolment Number and Application Number will be required to get the details, after this click on **"Get OTP"** button, as shown in red circle in below image.

The screenshot shows the "Incomplete Document Upload For College Transfer" form. The header includes "Consent for College Transfer" and a user profile section with "Welcome" and a "Home" button. The form contains the following fields:

- Search Criteria**
- Application No. *** (text input field)
- Enrollment No. *** (text input field)
- Enter Verification *** (text input field with a CAPTCHA "3 + 2" and an "Answer" field)

Below the form, there is a "Get OTP" button circled in red. There are also icons for a speaker, refresh, and help.

TRACK APPLICATION STATUS

- ❖ **Step 1:- Students can track their application status using below mentioned option. Students have to click on "Track Application Status" option, as shown in red circle in below image.**

The screenshot shows the homepage of the Madhya Pradesh Medical Science University (MPMSU) for college transfer. The header includes the university logo and navigation links: HOME, ABOUT US, COURSES, CONTACT US, and SERVICES. Below the header, there is a navigation bar with 'Consent College Transfer - Home' and a 'Home' button. The main content area features a welcome message: 'Welcome to Consent for College Transfer for UG Student Only (MPMSU)'. Below this, there are five service tiles: 'Apply', 'Pay Unpaid /View Application/Re-Print Receipt', 'Upload Incomplete Documents', 'Track Application Status' (circled in red), and 'Download Certificate'. A 'KAVERI' logo is visible in the bottom right corner.

- ❖ **Step 2:- Enrolment Number and Application Number will be required to track application status, after this click on "Submit" button, as shown in red circle in below image.**

The screenshot shows the 'Track Consent College Transfer Status' form. The header includes 'Consent for College Transfer Trace' and a 'Welcome - Home' button. The form title is 'Track Consent College Transfer Status'. A red asterisk indicates that certain information is required to be filled. The form contains the following fields:

- Search Criteria:**
 - Enter Application No *
 - Enter Enrollment No *
- Captcha:**
 - 3 + 2
 - Answer
 - Audio, Refresh, and Help icons

The 'Submit' button is circled in red at the bottom of the form.

DOWNLOAD CONSENT CERTIFICATE OF UNIVERSITY

- ❖ **Step 1:-** After approval of students application by university, students can download his/her digitally signed certificate through download certificate option. Students have to click on **"Download Certificate"** option, as shown in red circle in below image.

The screenshot shows the homepage of the Madhya Pradesh Medical Science University (MPMSU) portal for college transfer consent. The header includes the university logo and navigation links: HOME, ABOUT US, COURSES, CONTACT US, and SERVICES. Below the header, there is a breadcrumb trail: Consent College Transfer - Home. The main content area features a welcome message: "Welcome to Consent for College Transfer for UG Student Only (MPMSU)". There are four service tiles: "Apply", "Pay Unpaid /View Application/Re-Print Receipt", "Upload Incomplete Documents", and "Track Application Status". A fifth tile, "Download Certificate", is highlighted with a red circle and a downward arrow icon above it. A "Home" button is visible in the top right corner, and a "KAVERI" logo is in the bottom right corner.

- ❖ **Step 2:-** Enrolment Number, Application Number and Transaction ID will be required to download certificate, after this click on **"Search"** button, as shown in red circle in below image.

The screenshot shows the "Download Consent College Transfer Certificate" form. The title is "Download Consent College Transfer Certificate". A red asterisk note states: "* Indicates that information is required to be filled". The form has a "Search Criteria" section with the following fields: "Enrollment Number*", "Application Number*", "Application Transaction ID*", and "Captcha*". The "Captcha*" field contains the image "6 + 9" and an "Answer" input box with navigation icons (back, refresh, help). A "Search" button is located at the bottom center of the form and is circled in red.

Thank You...